



+ - #

अ



HOLIDAY

HOMework



क

K



Name -
Class -
Summer Assignment



Summer Vacations are just around the corner, and we know how excited the kids must be. And why not, the vacations, after all, is the most awaited part of the year for the students. It gives them a break from the daily routine of school and gives them the opportunity to try new and interesting things that they didn't get time for.

However, summer vacations can be considered spent well only if kids are able to strike a balance between enjoyment and learning. Summer vacations must not be considered as a break from learning. Actually, that's what the essence of the vacation is, learning disguised as fun and enjoyment.

We bring to our students some tips, do's and don'ts for this summer vacation.



POINTS TO REMEMBER

Do's

- ✓ Drink lots of water.
- ✓ Wear light cotton clothes. Have plenty of seasonal fruits like muskmelon, watermelon, orange, cucumber, etc.
- ✓ Drink a glass of buttermilk every mealtime.
- ✓ Discover your creativity through research worksheets.
- ✓ Study for half an hour to one hour every day.
- ✓ Explore various games.
- ✓ Keep yourself and your surroundings clean and hygienic.
- ✓ Play indoor games and have a good time with your family members.
- ✓ Wash hands frequently using soap for at least 20 seconds.

Don'ts

- ✓ Don't come out of your home.
- ✓ Don't have junk food.
- ✓ Don't watch too much TV.
- ✓ Don't dirty your place of living.
- ✓ Don't go to crowded places, maintain social distance.



Summer Schedule

Have you:

- Made your bed?
- Eaten breakfast?
- Gotten dressed?
- Brushed your teeth?
- Brushed your hair?

How about

- 20 minutes of reading
- 20 minutes of writing/coloring
- Cleaned up a room?
- Played outside for 20 minutes?
- Done a craft/built something?
- Helped someone in the family?

Then we are ready for fun today!



TIPS TO FOLLOW

Dear Students,

Here are few tips for you to follow:

- **Play simple games like Scrabble, Chess, Atlas, Word building.**
- **Assign a permanent workplace and a work-time. This brings in discipline in your life.**
- **Inculcate good manners – 4 magic words `Please, Thank you, Excuse me, Sorry – Use them and see the difference.**
- **Help your mother to keep the house clean. Do small household jobs like dusting, watering the plants, laying dinner table and so on.**
- **Go out for morning walk, talk about things you see around.**
- **Practice tying your shoe laces.**
- **Keep your room clean and well organized.**
- **Perform yoga or any other form of healthy activity during the vacation.**

Now let's make your summer vacations more exciting and fruitful. Here are some interesting activities that you will definitely enjoy doing.



ACTIVITY-1

READING



“Reading enhances our language skills and develops fluency, allowing us to express our thoughts and ideas better. Books quench our thirst of knowledge”

On this note, read a short story based on values and morals like Panchtantra or any book of your choice.

Did you like the story? If so, then tell about the story to your parents.

Find out the moral of the story.

Who was your favourite character from the story?

Tell your favourite story, make a short video of your favourite character and share with us through edunext.



ACTIVITY-2

COOKING

TIME



Cooking with kids is not just about ingredients, recipes and cooking. It's about harnessing imagination, empowerment and creativity”

Time to showcase the cooking skills. Make an attempt to prepare a mixed sprout chat, mango pudding or banana smoothie with the help of your Mommy. Don't forget to write the procedure and ingredients in the sheets attached!

You can share some photographs or videos.



Write the Procedure.

Series of horizontal lines for writing the procedure.



Dear students you can do any activity out of these activities like paper folding, clay modeling or a crafty spider or you can do all it's your choice.





Let's learn our Pledge!

India is my country and all
Indians are my brothers and
sisters. I love my country and I
am proud of its rich and varied
heritage.

I shall always strive to be
worthy of it.

I shall give respect to my
parents, teachers and elders and
treat everyone with courtesy.

To my country and my people,
I pledge my devotion.

In their well-being and
prosperity alone, lies my
happiness.



Name _____

Subject- Life Skills

Class I _____

what's your name

Fit activity for kids

SPELL OUT YOUR FULL NAME AND COMPLETE THE ACTIVITY LISTED FOR EACH LETTER. FOR A GREATER CHALLENGE INCLUDE YOUR MIDDLE NAME & DO EACH ONE TWICE! FOR VARIETY YOU CAN USE A FAVORITE CHARACTER'S NAME OR A FAMILY MEMBER'S NAME.

- | | |
|---|--|
| A jump up & down 10 times | N pick up a ball without using your hands |
| B spin around in a circle 5 times | O walk backwards 50 steps and skip back |
| C hop on one foot 5 times | P walk sideways 20 steps and hop back |
| D run to the nearest door and run back | Q crawl like a crab for a count of 10 |
| E walk like a bear for a count of 5 | R walk like a bear for a count of 5 |
| F do 3 cartwheels | S bend down and touch your toes 20 times |
| G do 10 jumping jacks | T pretend to pedal a bike with your hands for a count of 17 |
| H hop like a frog 8 times | U roll a ball using only your head |
| I balance on your left foot for a count of 10 | V flap your arms like a bird 25 times |
| J balance on your right foot for a count of 10 | W pretend to ride a horse for a count of 15 |
| K march like a toy soldier for a count of 12 | X try and touch the clouds for a count of 15 |
| L pretend to jump rope for a count of 20 | Y walk on your knees for a count of 10 |
| M do 3 somersaults | Z do 10 push-ups |




Name _____

Subject English

Class I _____

Draw a story map of your favourite story. For reference see page number 21 in English Learner's Book.

Start



End



Make a paper mask of any animal from Chapter-1 part 1.9 Finders Keepers and paste here. For reference see page number 35 in English Learner's Book.





Trace the dotted letters and write them in the empty boxes below.

A B C D E F G H I

A B C D E F G H I

J K L M N O P Q R

J K L M N O P Q R

S T U V W X Y Z

S T U V W X Y Z



Trace the dotted letters and write them in the empty boxes below.

a b c d e f g h i

a b c d e f g h i

j k l m n o p q r

j k l m n o p q r

s t u v w x y z

s t u v w x y z



Name _____

Subject Computer

Class I _____

> Find the given machines in the word search puzzle.

AIR CONDITIONER

HELICOPTER

JUICER

BOAT

MIXER

REFRIGERATOR

SEWING MACHINE

TRAIN

FAN

MICROWAVE

R	M	J	J	B	N	E	H	N	N	T	S	J	E	V
I	E	I	U	G	A	C	V	V	R	A	E	E	W	Z
C	X	N	X	F	S	D	B	A	U	X	N	G	J	B
L	I	B	O	E	A	R	I	T	W	I	A	P	E	R
N	Y	I	J	I	R	N	C	S	H	O	F	G	Q	P
I	Z	M	O	L	T	E	H	C	L	L	R	E	J	I
R	G	P	G	Z	B	I	A	W	R	E	A	C	U	I
H	S	I	K	T	L	M	D	B	Y	E	Y	L	I	D
R	Y	C	W	P	G	N	N	N	R	J	P	T	C	M
E	S	S	Q	N	Z	N	A	Y	O	N	C	A	E	N
V	H	C	I	J	E	O	D	J	A	C	R	O	R	R
T	Q	W	Z	V	S	K	W	C	Y	Y	R	B	N	X
R	E	F	R	I	G	E	R	A	T	O	R	I	B	H
S	R	E	T	P	O	C	I	L	E	H	W	F	A	O
R	B	M	C	A	I	Z	X	I	P	K	O	X	N	F



Arrange the machines given in previous question in the categories given below as per what they need to work.

ELECTRICITY	FUEL	HUMAN POWER



Name _____

Subject Hindi

Class I _____

आओ कुछ खेलें
नीचे दी गयी 'इ' और 'ई' की मात्रा के शब्द अलग अलग लिखिये -

मछली गिरगिट धरती
टिकट दीपक किसान
नीम कहानी गिलास
छिलका

'इ'

'ई'



वर्ग पहली में अ/ आ/ इ/ ई की मात्रा से दिये चित्र देखकर
उनके नाम ढूँढो।



उनके नाम ढूँढो।

न	ल	म	छ	ली
ग	सी	क	म	ल
आ	म	ना	का	प
दी	प	क	स	ह
ला	ल	गी	छा	ता
प	पी	ता	ही	ली
ड़ि	प	गी	नी	ला



अपना नाम लिखो और याद करो।



Name _____

Subject-EVS

Class I _____

Wheel About Myself

Make this wheel about myself with the help of your elders.

Material Required:-

1. Colour sheets for face and hair.
2. Coloured pencils
3. Scissors
4. Glue

Link for reference
<https://pin.it/5NMaYoW>



FUN DAD WISE DAD
KIND DAD STRONG DAD
FAIR DAD SWEET DAD
BEST DAD MY DAD

This Father's Day make your father happy and proud by making him a glass of lemon juice and a beautiful card.





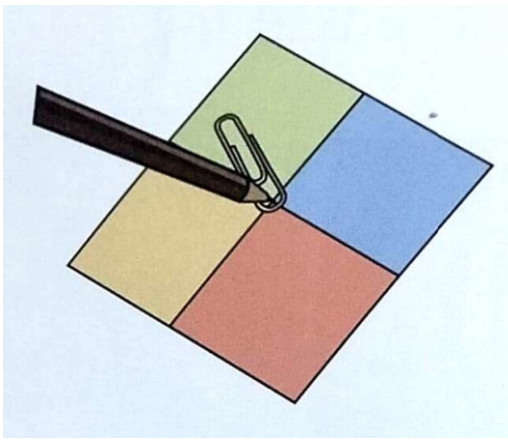


Name _____

Subject- Math

Class I _____

Work with a family member to build a tower.
Use a spinner to choose the block colour.

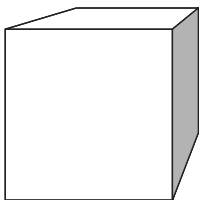


Keep playing until all of the blocks have been used.
Who has the taller tower?
Who has the shorter tower?
Put the blocks back on to the table and play the
game again.
Kindly refer to page number 64 of Math Learner's Book.




MATHEMATICS: 3D Shapes

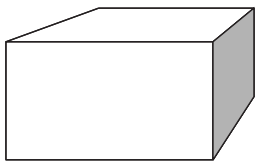
Instructions: Fill in the blanks



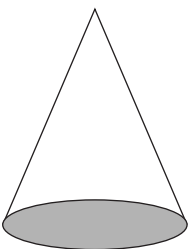
I am a _____,
I have _____ equal sides.




I am a _____,
I have _____ flat faces and
one _____ face.



I am a _____,
I have _____ sides.



I am a _____,
I have _____ flat face and
one _____ face .



I am a _____,
I am a _____ shape.



Make snakes with paper cups with the help of your elders.



Put your snake near your elder's snakes.

Answer the following questions:-

1. What is the same about your snakes?
What is different?
2. Who has made the longest snake?
Who has made the shortest snake?
How do you know?
3. Whose snake is widest?
Whose snake is thinnest?
How do you know?
4. What else could you say about your snakes?

For reference please go to page number 66 of
Math Learner's Book.